


SDS-E Series



2G economical type digital storage oscilloscope

- + Bandwidth : 30MHz - 125MHz
- + Sample rate : 500MS/s - 1GS/s
- + Ultra-thin body
- + 8 inch high resolution LCD
- + Pass / Fail function
- + SCPI, and LabVIEW supported
- + newly added function - **digital filtering**, and current measurement (excl. SDS5032E and SDS5052E)



+ Performance Specifications

Model	SDS5032E	SDS5052E	SDS6062E	SDS7072E	SDS7102E	SDS7122E
Bandwidth	30MHz	50MHz	60MHz	70MHz	100MHz	125MHz
Sample Rate (real time)	500MS/s			1GS/s		
Horizontal Scale (s/div)	5ns/div ~ 100s/div, step by 1~2~5			2ns/div ~ 100s/div, step by 1~2~5		
Rise Time (at input, typical)	≤11ns	≤7ns	≤5.8ns	≤5ns	≤3.5ns	≤2.8ns
Channel	2 + 1 (external)					
Display	8" color LCD, 800 × 600 pixels					
Input Impedance	1MΩ ± 2%, in parallel with 15pF±5pF		1MΩ ± 2%, in parallel with 15pF±3pF			
Channel Isolation	50Hz : 100 : 1, 10MHz : 40 : 1					
Max Input Voltage	400V (PK - PK) (DC+AC, PK - PK)					
DC Gain Accuracy	±3%					
Record Length	10K		1M	1M (optional 10M)		
DC Accuracy (average)	Average≥16 : ±(3% reading + 0.05 div) for ΔV					
Probe Attenuation Factor	1X, 10X, 100X, 1000X					
LF Respond (AC, -3dB)	≥10Hz (at input, AC coupling, -3dB)					
Sample Rate / Relay Time Accuracy	±100ppm					
Interpolation	sin (x) / x					
Interval (ΔT) Accuracy (full bandwidth)	Single : ±(1 interval time + 100ppm × reading + 0.6ns), Average>16 : ±(1 interval time + 100ppm × reading + 0.4ns)					
Input Coupling	DC, AC , and GND					
Vertical Resolution (A/D)	8 bits (2 Channels simultaneously)					
Vertical Sensitivity	5mV/div ~ 10V/div (at input)			2mV/div ~ 10V/div (at input)		
Digital Filtering	/			low-pass, high-pass, band-pass, and band-reject		

Trigger Type	Edge, Pulse, Video, Slope, and Alternate	
Trigger Mode	Auto, Normal, and Single	
Trigger Level	± 6 divisions from screen center	
Line / Field Frequency (video)	NTSC, PAL, and SECAM standard	
Cursor Measurement	ΔV , and ΔT between cursors	
Automatic Measurement	Vpp, Vavg, RMS, Frequency, Period, Vmax, Vmin, Vtop, Vbase, Width, Overshoot, Pre-shoot, Rise time, Fall time, +Width, -Width, +Duty, -Duty, Delay A→B  , Delay A→B 	
Waveform Math	+, -, ×, ÷, invert, FFT	
Waveform Storage	15 waveforms	
Lissajous Figure	Bandwidth	Full bandwidth
	Phase Difference	± 3 degrees
Communication Interface	USB host, USB device, Pass / Fail, LAN, and VGA (optional)	
Cymometer	available	
Power Supply	100V - 240V AC, 50/60Hz, CAT II	
Power Consumption	< 18W	
Fuse	2A, T class, 250V	
Battery	not supported	
Dimension (W×H×D)	348 × 170 × 78 (mm)	
Weight (without package)	1.50 kg	

Specifications subject to change without prior notice.

+ Application

electronic circuit debugging
education and training

circuit testing design and manufacture
automobile maintenance and testing

+ Accessories

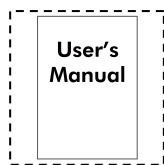
The accessories subject to final delivery.



Power Cord



CD Rom



Manual



USB Cable



Probe



Probe Adjust



Soft Bag (optional)

