

# HIOKI

$\phi 33$  (1.30")  
mm  
**42.00A to 1000A AC**  
3-range

## CLAMP ON HiTESTER 3280-10/-20

Field measuring instruments



## Dual Action Jaw



Actual-size



- ✓ Slim body design
- ✓ Easy clamping in narrow locations



ISO 9001  
JMI-0216



ISO 14001  
JQA-E-90091



[www.hioki.com](http://www.hioki.com)

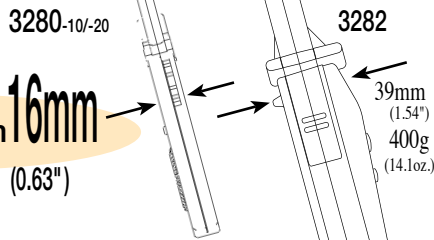
HIOKI company overview, new products, environmental considerations and other information are available on our website.

# Safe & Easy Operation!



## Features

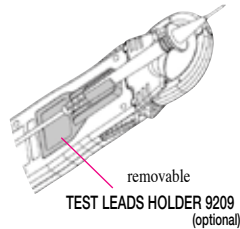
Light **100g**, Slim **16mm**  
(3.5 oz.) (0.63")



- Independent-opening double-lever design
- Slim body to allow easy clamping even for narrow conductors
- Eliminates magnetization-induced heat and noise, even in heavy-current measurement
- No metal (iron core) exposure, ensuring enhanced safety

## Right / Left hand capability

- **Test Lead Holder** for convenient voltage measurement



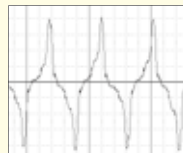
## Prevents careless mistakes

- **Auto-power save** to conserve battery life
- **PTC Protected** (Non-fuse type) protects up to 250 V AC/DC

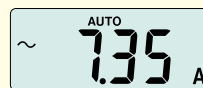


## True RMS

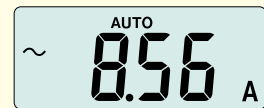
The 3280-20 performs accurate measurements of even small currents in the AC 42.00 A range. It also guarantees accuracy of True RMS measurements for frequencies from 40 Hz to 1 kHz.



Current waveform of the switching power supply (primary side)



MEAN value method 3280-10



True RMS method 3280-20

● Crest factor: 2.5 max. (Applies to input of at least 60% of the range.)

## 3280-10/-20 Specifications (accuracy at 23°C±5°C (73°F±9°F), 80% RH or less)

Function	Range (Accuracy)
<b>AC current</b>	(0.06) - 42.00 / 420.0 / 1000 A (50 to 60Hz: ±1.5%rdg.±5dgt. (3280-10)) (45 to 66Hz: ±1.5%rdg.±5dgt. (3280-20)) (40 to 45Hz or 66 to 1kHz: ±2.0%rdg.±5dgt. (3280-20))
<b>DC voltage</b>	420.0 m / 4.200 / 42.00 / 420.0 / 600 V (±1.3%rdg.±4dgt.)
<b>AC voltage</b> (50 to 500 Hz)	4.200 / 42.00 / 420.0 / 600 V (±2.3%rdg.±8dgt.)
<b>Resistance</b> (open terminal voltage 3.4 V max.*1)	420.0 / 4.200 k / 42.00 k / 420.0k / 4.200 M / 42.00 MΩ (±2.0%rdg.±4dgt.*2)
<b>Continuity</b> (open terminal voltage 3.4 V max.)	420.0 Ω (±2.0%rdg.±6dgt.) (Buzzer sounds at approx 50 Ω or less)

\*1. at 420 Ω. (4.2k 0.7V (typ.) 42k to 42M 0.5V (typ.))

\*2. at 420 to 420kΩ. (4.2MΩ ±5.0%rdg.±4dgt. 42MΩ ±10.0%rdg.±4dgt.)

● **AC measurement:** mean value ● **Ancillary functions:** auto ranging, data hold function, auto power save function, battery life warning function  
● **Display:** Max.4199-count LCD ● **Sampling rate:** 2.5 times/sec (Fast), 1 times/3sec (Slow) ● **Measurable conductor diameter:** ø33mm (1.30") max. ● **Maximum rated voltage to earth:** CAT III 600 V (Current measurement section), CAT III 300 V, CAT II 600 V (Voltage measurement section) ● **Max.input current:** 2000 A rms cont. ● **Max.input voltage:** 600 V rms ● **Effect of conductor position:** within ±5.0 % in any direction from the center of sensor

- **Overload protection:** DCV/ACV - 600 V DC /AC rms; ohms/continuity - 250 V AC rms
- **Applicable standards:** Safety - EN61010, CAT III 600V(AC A), CAT III 300V, CAT II 600V(AC/DC V) Type A current sensor, UL 61010B ; EMC - EN61326
- **Drop-proof:** 3280-10/-20 can with-stand a 1m drop onto a concrete floor
- **Location for use:** Indoors, altitude up to 2000 m
- **Ambient temperature of use:** 0 to 40°C(32°F to 104°F), 80%rh (no condensation)
- **Storage temperature range:** -10 to 50°C (14°F to 122°F), (no condensation)
- **Power source:** CR2032 battery×1 (3V DC)
- **Continuous operating time:** approx. 150 hours (3280-10), 50 hours (3280-20)
- **Dimensions and mass:** Approx. 57 WX175 HX16 D mm, 100 g (Approx 2.2" (W)×6.9" (H)×0.6" (D), 3.5 oz.)
- **Accessories:** battery, carrying case, test leads and manual

⚠ **WARNING** Inspect the unit and check that it is operating correctly before use. When carrying out measurement on live lines, wear proper protective gear, insulating rubber gloves, insulating rubber boots and safety helmet, and use extreme caution to avoid electric shock accidents.

⚠ **DANGER** In order to prevent short-circuits and injury, use the clamp product on electrical circuits with a voltage less than the maximum operation circuit voltage.



Includes TEST LEAD 9208 and CARRYING CASE 9398

**HIOKI**  
HIOKI E. E. CORPORATION

### HEAD OFFICE :

81 Koizumi, Ueda, Nagano, 386-1192, Japan  
TEL +81-268-28-0562 / FAX +81-268-28-0568  
E-mail: os-com@hioki.co.jp

### HIOKI USA CORPORATION :

6 Corporate Drive, Cranbury, NJ 08512 USA  
TEL +1-609-409-9109 / FAX +1-609-409-9108  
E-mail: hioki@hiokiusa.com

HIOKI (Shanghai) Sales & Trading Co., Ltd. :  
1608-1610 Shanghai Times Square Office, 93 Huai Hai Zhong  
Road, Shanghai, P.R.China POSTCODE: 200021  
TEL +86-21-6391-0090/0092 FAX +86-21-6391-0360  
E-mail: info-sh@hioki.com.cn

### Beijing Office :

A-2602 Freetown, 58 Dong San Huan Nan Road  
Beijing, P.R.China POSTCODE: 100022  
TEL +86-10-5867-4080/4081 FAX +86-10-5867-4090  
E-mail: info-bj@hioki.com.cn

### Guangzhou Office :

Room A-3206, Victory Plaza Services Center, No.103,  
Tiyuxi Road, Guangzhou, P.R.China POSTCODE: 510620  
TEL +86-20-38392673/2676 FAX +86-20-38392679  
E-mail: info-gz@hioki.com.cn

DISTRIBUTED BY